




Download Ebook Harley Evo Engine Diagram

Harley Evo Engine Diagram

Recognizing the habit ways to get this book **harley evo engine diagram** is additionally useful. You have remained in right site to begin getting this info. get the harley evo engine diagram member that we provide here and check out the link.

You could buy guide harley evo engine diagram or acquire it as soon as feasible. You could speedily download this harley evo engine diagram after getting deal. So, with you require the ebook swiftly, you can straight acquire it. It's suitably certainly easy and suitably fats, isn't it? You have to favor to in this freshen

 [EPUB BOOK - 1998 Harley Evo Engine Diagram](#)  [PDF VIEW - 08 Harley Davidson Nightser Engine Diagram Harley Wiring easy Full video 1989 Harley Davidson FXST motorcycle wiring diagram](#)

Harley-Davidson Evolution engine Disassembly and Re-assembly *Harley Davidson Evolution Motor Disassembly, Part 1 how harley davidson machines work? 2 Minute Moto* ~~Harley Engine Names Explained Disassembly of Harley Davidson Evo Motor that Locked Up JW's Garage Harley EVO Transmission Removal Harley Evolution Engine Rebuild Part 3 Final Video. Installing the Flywheel Assembly Into the Harley Davidson Evo Cases Part 1 of The Final Assembly.~~ **Harley-Davidson Engine \u0026 Clutch Internal Parts** *Harley, Early Glide Fork Oil Change [Harley Davidson evo sound](#)  [Harley Davidson Evolution engine sound](#) !!! Why are Harley Davidson*

Download Ebook Harley Evo Engine Diagram

[Motorcycles So Loud? Cool Video on Harley Engine History with sounds of each engine!](#) [Harley Davidson Twin Cam Screamin' Eagle 110" Engine The Truth About The Evo Engine](#) [Adjusting Evo Harley Timing\(Without the clear plug\)](#) [Harley Davidson Common Starter Problems Summary and Fixes](#) [Starting A Fresh Built Harley Davidson Evolution Motor](#) [Harley Heritage Classic with Evo motor starting issues](#) [Fixing Harley Davidson Evolution engine leaks](#) [Harley Wet Sumping Explained](#) [How to rebuild at home a Harley Davidson EVO engine DIY tutorial—ep9—Roma Custom Bike](#) [Evo Harley Motor Assembly, Part 10.](#) [Installing the Cylinder Heads](#) [Harley Davidson Evolution Motor Disassembly, Part 3](#) [1985 softail #101 roadside repair starter](#) [battery fxst evofirst evolution harley by tatro machine](#) [Install Oil Pump](#) [Evo Motor Assembly Part 4](#) [Harley Evo Engine Diagram](#)

The Evolution engine (popularly known as Evo) is an air-cooled, 45-degree, V-twin engine manufactured from 1984 by Harley-Davidson for the company's motorcycles. It was made in the 1,340 cc (82 cu in) displacement for Harley-Davidson Big V-twins bikes, replacing the Shovelhead engine until 2000 when the last EVO was placed in a production factory custom FXR4 (FXR2 and FXR3 were the first CVOs).

[Harley Davidson Evolution engine—Wikipedia](#)
Harley Evolution valvetrain with diagram: Purple indicates crank output, red indicates cams, yellow indicates pushrods, blue indicates rockers, dark green indicates valves, and light green indicates seats. Since its inception in 1986, the Sportster Evo engine

Download Ebook Harley Evo Engine Diagram

design has remained relatively untouched.

~~A brief history of the Harley Davidson Evolution Engine ...~~

11.11.2018 11.11.2018 1 Comments on Harley Evo Oil Flow Diagram Routing the oil lines from the oil tank to the engine is simple task. The design of the oil filter on the shovelhead uses one oil line, which feeds the oil back through the filter and into the oil tank.

~~Harley Evo Oil Flow Diagram - schematron.org~~
Harley evo oil flow diagram. 1999 harley evo oil lines diagram. I am using a softail horseshoe tank and running a 93 evo motor. After starting the engine look into the tank to verify oil movement.

~~Harley Evo Oil Flow Diagram - Free Diagram For Student~~

Description: Harley Big Twin Engine Cutaway View - Youtube pertaining to Harley Davidson V Twin Engine Diagram, image size 480 X 360 px, and to view image details please click the image.. Here is a picture gallery about harley davidson v twin engine diagram complete with the description of the image, please find the image you need.

~~Harley Davidson V Twin Engine Diagram | Automotive Parts ...~~

Wiring Diagram XLCH (1972 Low Seat) Wiring Diagram XL (1973-1974) Wiring Diagram XLCH (1973-1974) Wiring Diagram XL (1975-1976) Wiring Diagram XLCH (1975-1976) Wiring Diagram XL (1977) Wiring Diagram XLCH (1977) Wiring Diagram XLCH (1977-1978) Wiring Diagram XLH (1978) Wiring

Download Ebook Harley Evo Engine Diagram

Diagram XLCH (1978) Wiring Diagram XLH (1979-1980) Wiring Diagram ...

~~Harley Davidson Diagrams & Manuals | Demon's Cycle ...~~

Ever wonder how a Harley-Davidson Big V-Twin engine works? How about the Harley-Davidson 103 Engine? Check out this video of our cutaway engine and learn how...

~~How a Harley Davidson Big V Twin Engine Works - Harley ...~~

Free Harley Davidson Motorcycle Service Manuals for download. Lots of people charge for motorcycle service and workshop manuals online which is a bit cheeky I reckon as they are freely available all over the internet. £5 each online or download your Harley Davidson manual here for free!!

~~Harley Davidson service manuals for download, free!~~
Jordan and Ben team up to save the world from the savage effects of ethanol one carburetor at a time while battling the evil forces of Kuryakyn, destroyer of...

~~Harley Davidson Keihin EVO Carb Rebuild and Repair - YouTube~~

Harley Evolution Engine Parts The AMF era of Harley was a tumultuous time for the MOCO. The brand survived some very lean years, but their name was now being associated with being unreliable. The Shovelhead was a decent engine for the time, but the quality was not always there and at the end of its life, it was struggling to compete with the ...

Download Ebook Harley Evo Engine Diagram

~~Harley Davidson Evolution Engine Parts | Dennis Kirk~~

On Evo engines, 20% of oil pressure is sent to the bottom end and 80% is sent to the top end. 34) The oil pump is non-regulatory and delivers its entire volume of oil under pressure to the oil filter mount. When an engine is cold, the engine oil will be more viscous (ie., thicker).

~~EVO: Oiling & Lubrication - Sportsterpedia~~

Get the best deals on Complete Engines for Harley-Davidson Softail when you shop the largest online selection at eBay.com. Free shipping on many items ... Ultima El Bruto Complete Evolution 120" Natural Motor Engine Harley Evo Big Twin. \$4,099.95. Free shipping. 4 watching. 94 Harley Softail EVOLUTION 80 Engine Motor CARB *40k RUN&DRIVE + 90 ...

~~Complete Engines for Harley Davidson Softail for sale | eBay~~

Engine diagram for 88 cubic inch harley davidson 2005 fatboy I was able to pull up the complete maintenance book with wiring diagram, parts assembly, torque specs and part numbers by just going to www.1972flh80harleydavidson.com

~~SOLVED: Exploded diagram of a harley davidson 80 cubic - Fixya~~

Harley-Davidson Motor Co. used the constant velocity (CV) carburetor in the 1988 Sportsters, 1990 Big Twins (EVO and TC88) until 2006. Since then, all Harley-Davidson motorcycles make use of fuel injection. The CV carburetor may show signs of needing to be tuned. These signs include a drastic

Download Ebook Harley Evo Engine Diagram

decrease in fuel economy, ...

~~How to Adjust a Harley CV Carburetor | It Still Runs~~
harley-davidson ® engines When the heart of your Harley motorcycle gets a little tired we can help wake it up. We offer complete crate motors and short block assemblies for a wide variety of models, or we can supply a factory-fresh Twin-Cam LongBlock complete with your original VIN to get you back on the road.

~~Replacement and Crate Engines | Harley-Davidson USA~~

The cam chain system is a vital component in the functioning of a Harley's Twin-Cam engine. Zeroing in on this specific cam component can make you as a buyer aware of its potentially faulty design. The cam chain system of a Harley is designed with plastic shoes that ride on the cam system. The plastic shoes will eventually wear out due to ...

~~The 8 Most Common Harley-Davidson Problems & How to Handle ...~~

Engine Performance How to Build a TC96 2007 Engines TC88 70HP Stage1 TC95 128HP Stage 3 TC95 100HP Street TC96 2007 Stage 1/2 EVO 64 HP Stage 1 EVO 74 HP Stage 2 EVO 82 HP Stage 3 EVO 95 HP Stage 3 883 to 1200 Upgrade Shovelhead Modifications New EFI for EVO and TC: Performance Gallery Horsepower Gallery Evolution 80 Shovelhead Sportster Twin ...

FLHR Road King (1995-1998), FLHR-I Road King

Download Ebook Harley Evo Engine Diagram

(1996-1997), FLHRC-I Road King (1998), FLHS Electra Glide-Sport (1988-1993), FLHT Electra Glide (1995-1998), FLHTC Electra Glide Classic & Anniversary (1984-1998), FLHTC-U Electra Glide Classic-Ultra & Annivers

In this second part of his fifth volume on Harley-Davidsons motorcycles, Donny Petersen, who studied privately with Harley-Davidson engineers, shares practical knowledge and streetwise tips on the Shovelhead motorcycle. Donny presents what Harley-Davidson has to say through the myriad of service bulletins back in the day in everyday language. He also uses his extensive practical experience to constructively critique the official line, offers additional hard-earned information, and then shares what he does to his own bikes. He provides • solutions to fix the Shovelhead's teething problems; • Harley's responses to ongoing problematic aspects of vibration, as well as the aftermarket's cures; • tips on working with the Shovelhead's carburetors and five ignitions; starter and charging systems, electrical switches, circuit breakers, and relays; and • best practices for lubrication, as well as the progression of front forks and shocks, brakes, wheels, and tires. Written in straightforward language, this guide offers step-by-step instructions to help all levels of enthusiasts, from novices to expert mechanics. In his usual forthright manner, Donny makes technical issues understandable, interspersing explanations with entertaining stories about the lifestyle that comes with being a Harley rider.

Download Ebook Harley Evo Engine Diagram

XLH883, XL883R, XLH1100, XL/XLH1200

Keep a veteran mechanic at hand with this updated version of the best-selling manual for Harley-Davidson owners who want to hop up their machines. Created with the weekend mechanic in mind, this comprehensive, illustrated guide clearly and concisely outlines 101 projects that will improve the power, handling, and ride of Evolution-engined Harley-Davidson motorcycles. Drawing on years of hopping up and living with Evo-engined Big Twins and Sportsters, author and Harley-Davidson technician Kip Woodring provides step-by-step instructions for projects ranging from the basics of simple maintenance to the finer points of altering gearing, upgrading ignition, and making the changes that make a bike unique.

Go on a 60-year ride with Harley-Davidson's Sportster Things got a little weird in the American motorcycle industry after World War II. People hungered for new motorcycles, buying just about everything manufacturers could build. But on rare occasions a manufacturer produced a machine that nobody wanted. Such was the case with the Harley-Davidson Model K. The Model K had most of the features buyers wanted in a modern machine, like hand-operated clutches, foot-operated shifters, and cool-running aluminum heads, but it lacked perhaps the most important technological upgrade: a modern overhead-valve valve-train design. The Model K retained the antiquated side-valve design because of arcane AMA racing rules written when Harley-Davidson and Indian

Download Ebook Harley Evo Engine Diagram

competed head-to-head on American racetracks, but by 1952 Indian was on its last legs. This should have made the Model K a massive sales success. What nobody counted on was the British bike invasion. Thanks to their modern overhead-valve engines, the lightweight British bikes humiliated the side-valve Harleys on the track and on the street. Upgrades to the Model K didn't help; Harley finally relented and introduced a new overhead-valve middleweight for the 1957 model year. Dubbed the Sportster, it was everything the Model K was not. More importantly, it was faster than the British competition. Thus began the Sportster's sixty-year reign. Harley-Davidson Sportster: Sixty Years tells the complete Sportster story. Noted Sportster expert Allen Girdler covers all the bikes--the XLCH, Caf_ Racer, XR1000, XLX, 883, Iron, Forty-Eight, Seventy-Two, and Nightster--that have made the Sportster one of the most iconic motorcycles on earth.

Put a veteran mechanic on your bookshelf. From simple 15-minute jobs such as lubing cables and bolting on new air cleaners to more advanced tasks such as cam changes and swapping heads, this how-to guide offers carefully selected projects you can do in a weekend. Color photographs guide you step-by-step through each performance project. Explains why each project should be done and what performance gains you can expect.

A complete practical guide on how to get more power with reliability from Harley's Evolution V-twin engine without wasting money on modifications that don't work and over-specified parts. Includes cylinder head

Download Ebook Harley Evo Engine Diagram

planing and porting; valves, valve springs and valve seats; carburetors, camshafts and followers; crankshaft; connecting rods; pistons; engine balancing; flywheel; main bearings - and much, much more.

FLST (1986-1990), FLSTC (1987-1993, 1993 HDI, 1994-1999), FLSTF (1990-1993, 1993 HDI, 1997-1999), FLSTN (1993, 1993 HDI, 1994-1996), FLSTS (1993,1997-1999), FXST (1984-1990, 1999), FXSTB (1999), FXSTC (1985-1999), FXSTF (1993-1996), FXSTS (1988-1999), FXS

Complete coverage for your Harley-Davidson Sportster for 1970 thru 2013 covering XL, XLH, XLCH, XLS and XLX with 883/1000/1100 and 1200 engines (Does not include XR-1000 engine information or 2009-on XR models): --Routine Maintenance and servicing --Tune-up procedures --Engine, clutch and transmission repair --Cooling system --Fuel and exhaust --Ignition and electrical systems --Brakes, wheels and tires --Steering, suspension and final drive --Frame and bodywork --Wiring diagrams --Reference Section With a Haynes manual, you can do it yourself?¿from simple maintenance to basic repairs. Haynes writes every book based on a complete teardown of the motorcycle. We learn the best ways to do a job and that makes it quicker, easier and cheaper for you. Our books have clear instructions and hundreds of photographs that show each step. Whether you're a beginner or a pro, you can save big with Haynes! --Step-by-step procedures --Easy-to-follow photos --Complete troubleshooting section --Valuable short cuts --Model history and pre-ride

Download Ebook Harley Evo Engine Diagram

checks in color --Color spark plug diagnosis and wiring diagrams --Tools & workshop tips section in color

Copyright code :

0fbc3ac15a1ed765d38cf09809436150